




FORM A-1
DETAILS OF DELIVERY UNIT/OFFICE PERFORMANCE INDICATOR AND TARGETS

LWD NAME : VICTORIAS CITY WATER DISTRICT

Major Final Outputs/Responsible Bureaus (1)	Performance Indicator 1 (2)	FY 2014 Target for Performance Indicator 1 (3)	FY 2014 ACCOMPLISHMENT for Performance Indicator 1 (4)	Performance Indicator 2 (5)	FY 2014 Target for Performance Indicator 2 (6)	FY 2014 ACCOMPLISHMENT for Performance Indicator 2 (7)	Performance Indicator 3 (8)	FY 2014 Target for Performance Indicator 3 (9)	FY 2014 ACCOMPLISHMENT for Performance Indicator 3 (10)	Remarks (11)	
A. Water Facility Service Management											
Finance & Administrative		n/a	n/a		n/a	n/a		n/a	n/a		
Commercial		54%	57%		100%	100%		n/a	n/a		
Engineering		54%	57%		100%	100%		5,100 cu.m./day	5,155 cu.m./day		
B. Water Distribution Service Management											
Finance & Administrative		n/a	n/a		n/a	n/a		n/a	n/a		
Commercial		n/a	n/a		n/a	n/a		1day	1day		
Engineering		20%	19%		0.3	0.3		1day	1day		
C. Support to Operations (STO)											
Finance & Administrative		169.22	181.17		3.63	2.8		n/a	n/a		
Commercial		169.22	181.17		n/a	n/a		100%	100%		
Engineering		n/a	n/a		n/a	n/a		n/a	n/a		
D. General Administration and Support Services (GASS)											
Finance & Administrative	Collection Ratio	85%	87%		100%	100%					
	Operation Ratio	75%	88%		n/a	n/a					
	Current Ratio	5.62:1	8.80:1		n/a	n/a					
Commercial		n/a	n/a		100%	100%					
Engineering		n/a	n/a		n/a	n/a					
Prepared by:											
		ABRAHAM J. DE DIOS JR.		01/30/2015				ALINA B. AGRAVIADOR		01/30/2015	
Engineering Division Manager		Date		Finance/Administrative Division Manager		Date					
Approved by:											
		PAULINO M. CRUZ		01/30/2015							
Agency Head		Date									